

KEDIA ADVISORY



# DAILY BULLION REPORT

16 Oct 2023

- BULLDEX
- GOLD
- SILVER



Kedia Stocks & Commodities Research Pvt. Ltd.

Research Advisory | White Labelling | Digital Marketing



## BULDEX SNAPSHOT

Commodity	Expiry	Open	High	Low	Close	% Change
MCXBULLDEX	25-Oct-23	15300.00	15670.00	15256.00	15657.00	2.68
MCXBULLDEX	24-Nov-23	0.00	0.00	0.00	15770.00	2.71

## BULLION SNAPSHOT

Commodity	Expiry	Open	High	Low	Close	% Change
GOLD	5-Dec-23	57970.00	59439.00	57931.00	59408.00	2.57
GOLD	5-Feb-24	58517.00	59875.00	58488.00	59839.00	2.52
GOLDMINI	3-Nov-23	57665.00	59019.00	57634.00	58993.00	2.40
GOLDMINI	5-Dec-23	58024.00	59400.00	58000.00	59377.00	2.43
SILVER	5-Dec-23	69365.00	71486.00	69297.00	71287.00	3.20
SILVER	5-Mar-24	70706.00	72859.00	70701.00	72694.00	3.10
SILVERMINI	30-Nov-23	69450.00	71450.00	69332.00	71273.00	-21.84
SILVERMINI	29-Feb-24	70944.00	72900.00	70870.00	72778.00	2.75

## OPEN INTEREST SNAPSHOT

Commodity	Expiry	% Change	% Oi Change	Oi Status
MCXBULLDEX	25-Oct-23	2.68	-39.36	Short Covering
MCXBULLDEX	24-Nov-23	2.71	0.00	Short Covering
GOLD	5-Dec-23	2.57	2.01	Fresh Buying
GOLD	5-Feb-24	2.52	39.70	Fresh Buying
GOLDMINI	3-Nov-23	2.40	-16.43	Short Covering
GOLDMINI	5-Dec-23	2.43	17.79	Fresh Buying
SILVER	5-Dec-23	3.20	-32.44	Short Covering
SILVER	5-Mar-24	3.10	6.05	Fresh Buying
SILVERMINI	30-Nov-23	3.06	-21.84	Short Covering
SILVERMINI	29-Feb-24	2.97	2.75	Fresh Buying

## INTERNATIONAL BULLION SNAPSHOT

Commodity	Open	High	Low	Close	% Change
Gold \$	1928.01	1928.08	1921.29	1925.94	-0.58
Silver \$	22.69	22.70	22.61	22.67	-0.22

## RATIOS

Ratio	Price	Ratio	Price	Ratio	Price
Gold / Silver Ratio	83.34	Silver / Crudeoil Ratio	9.82	Gold / Copper Ratio	85.09
Gold / Crudeoil Ratio	8.18	Silver / Copper Ratio	102.11	Crudeoil / Copper Ratio	10.40

## Important levels for Jewellery/Bullion Dealers



Booking Price for Sellers	Booking Price for Buyers
59718.00	59098.00
59928.00	58888.00



Booking Price for Sellers	Booking Price for Buyers
72007.00	70567.00
72767.00	69807.00



Booking Price for Sellers	Booking Price for Buyers
83.44	83.08
83.66	82.86



Booking Price for Sellers	Booking Price for Buyers
1938.70	1913.40
1951.60	1900.50



Booking Price for Sellers	Booking Price for Buyers
23.08	22.26
23.39	21.95

Click here for download Kedia Advisory **Special Research Reports**





**Technical Snapshot**



**BUY GOLD DEC @ 59100 SL 58850 TGT 59400-59600. MCX**

**Observations**

Gold trading range for the day is 57415-60435.

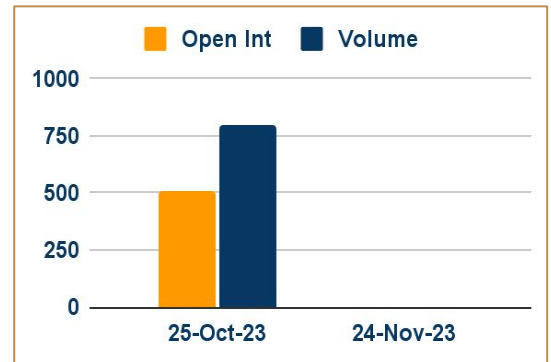
Gold jumped as conflict in the Middle East lifted safe-haven demand for the metal

Data showed U.S. consumer prices increased in September.

Commerzbank year-end forecast for gold price has been lowered from \$2,000 to \$1,900 per troy ounce.

The physical gold market in India flipped to a discount as a rebound in domestic prices made buyers walk away

**OI & Volume**



**Spread**

GOLD FEB-DEC	431.00
GOLDMINI DEC-NOV	384.00

**Trading Levels**

Commodity	Expiry	Close	R2	R1	PP	S1	S2
GOLD	5-Dec-23	59408.00	60435.00	59920.00	58925.00	58410.00	57415.00
GOLD	5-Feb-24	59839.00	60785.00	60310.00	59400.00	58925.00	58015.00
GOLDMINI	3-Nov-23	58993.00	59935.00	59465.00	58550.00	58080.00	57165.00
GOLDMINI	5-Dec-23	59377.00	60325.00	59850.00	58925.00	58450.00	57525.00
Gold \$		1925.94	1931.79	1928.71	1925.00	1921.92	1918.21

**Technical Snapshot**

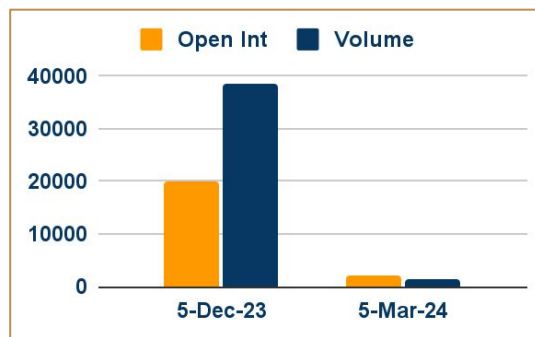


**BUY SILVER DEC @ 70500 SL 69800 TGT 71500-72200. MCX**

**Observations**

Silver trading range for the day is 68500-72880.  
 Silver prices rose as investors fretted about the escalation in the conflict between Israel and Islamist group Hamas  
 Prices was underpinned by expectations of the end of hiking cycle by the Fed despite a slight acceleration in the US inflation rate for September.  
 Traders currently see around a 67% chance of the Fed leaving interest rates unchanged this year.  
 Commerzbank now expects the price of silver to be trading at \$23 per troy ounce by year-end, down from the previous forecast of \$26.

**OI & Volume**



**Spread**

SILVER MAR-DEC	1407.00
SILVERMINI FEB-NOV	1505.00

**Trading Levels**

Commodity	Expiry	Close	R2	R1	PP	S1	S2
SILVER	5-Dec-23	71287.00	72880.00	72085.00	70690.00	69895.00	68500.00
SILVER	5-Mar-24	72694.00	74245.00	73470.00	72085.00	71310.00	69925.00
SILVERMINI	30-Nov-23	71273.00	72805.00	72040.00	70685.00	69920.00	68565.00
SILVERMINI	29-Feb-24	72778.00	74215.00	73500.00	72185.00	71470.00	70155.00
Silver \$		22.67	22.75	22.71	22.66	22.62	22.57

Gold jumped as conflict in the Middle East lifted safe-haven demand for the metal, combined with expectations that the U.S. interest rates may have peaked. U.S. Treasury yields and the dollar fell, having strengthened in the last session after data showed U.S. consumer prices increased in September. The physical gold market in India flipped to a discount as a rebound in domestic prices made buyers walk away, while premiums in China retreated further from recent highs.

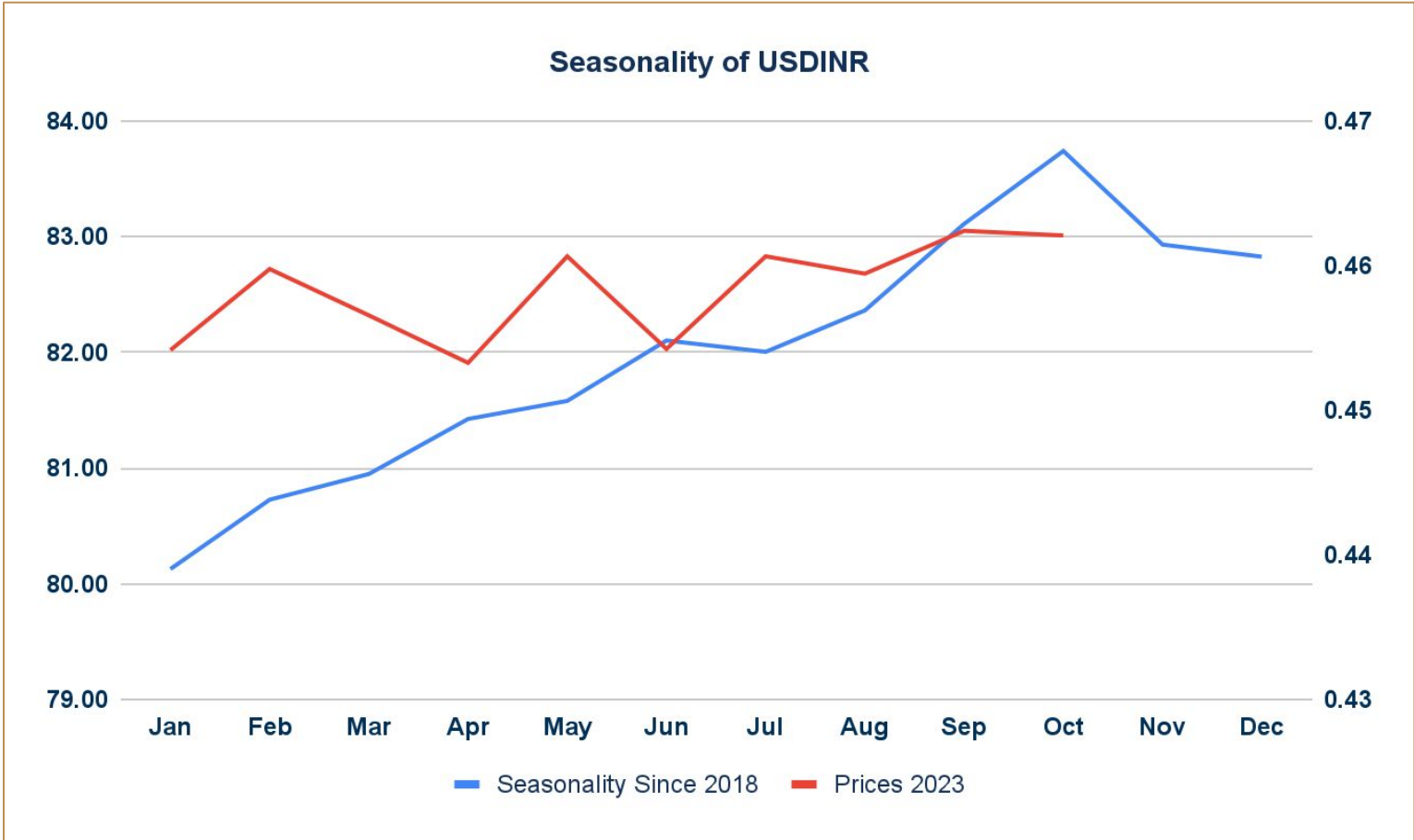
Price rise dulls activity in India, China premiums fall - The physical gold market in India flipped to a discount as a rebound in domestic prices made buyers walk away, while premiums in China retreated further from recent highs. Dealers in India were offering a discount of up to \$2 an ounce on official domestic prices, versus last week's \$5 premiums, the highest in 17 months. Jewellers were confounded by the price rise and were concerned that higher prices during the upcoming festival season could restrict retail purchases. In China, which reopened after the Golden Week holidays, gold premiums slipped to \$40-\$60 per ounce, compared with \$80-\$100 charged two weeks ago over global benchmark prices, which were set for their best week in seven months.

China's gold imports via Hong Kong rebounded in August from the previous month, data showed on Tuesday, with the issuance of fresh quotas to local banks likely to boost shipments into the world's top gold consumer. Net imports stood at 39.023 metric tons in August, up 51.4% from the previous month, Hong Kong Census and Statistics Department data showed. That was still below the 68.227 tons reported a year earlier. Total gold imports via Hong Kong were up 49.6% on a monthly basis at 45.237 tons, but lower than 71.855 tons in August 2022. Official data showed that the People's Bank of China extended its streak of central bank gold purchases to a tenth straight month at end-August.

Swiss gold exports up in August due to higher shipments to India - Swiss gold exports rose by 7.3% in August from July as higher deliveries to India and China offset lower supplies to Turkey, customs data showed. Switzerland is the world's biggest bullion refining and transit hub, while China and India are the largest consumer markets with local demand sensitive to high prices and time of the season. Supplies to India, where jewellers usually make purchases for the October-November festival season, jumped by almost threefold to their highest since May, while shipments to China rose 1%, the data showed. China's physical gold premiums soared to a new high last week, amid strong demand to shore up a depreciating yuan and a lack of fresh import quotas.







Date	Curr.	Data
Oct 16	EUR	Trade Balance
Oct 16	USD	Empire State Manufacturing Index
Oct 16	USD	FOMC Member Harker Speaks
Oct 17	USD	FOMC Member Harker Speaks
Oct 17	EUR	German ZEW Economic Sentiment
Oct 17	EUR	ZEW Economic Sentiment
Oct 17	USD	FOMC Member Williams Speaks
Oct 17	USD	Core Retail Sales m/m
Oct 17	USD	Retail Sales m/m
Oct 17	USD	Industrial Production m/m
Oct 17	USD	Capacity Utilization Rate
Oct 17	USD	Business Inventories m/m
Oct 17	USD	NAHB Housing Market Index

Date	Curr.	Data
Oct 18	EUR	Final Core CPI y/y
Oct 18	EUR	Final CPI y/y
Oct 18	USD	Building Permits
Oct 18	USD	Housing Starts
Oct 18	USD	Crude Oil Inventories
Oct 19	USD	FOMC Member Harker Speaks
Oct 19	EUR	Current Account
Oct 19	USD	Unemployment Claims
Oct 19	USD	Philly Fed Manufacturing Index
Oct 19	USD	Existing Home Sales
Oct 19	USD	CB Leading Index m/m
Oct 19	USD	Natural Gas Storage
Oct 19	USD	Fed Chair Powell Speaks





## DISCLAIMER

KEDIA ADVISORY

This Report is prepared and distributed by Kedia Stocks & Commodities Research Pvt Ltd. Our SEBI REGISTRATION NUMBER - INH000006156. for information purposes only. The recommendations, if any, made herein are expressions of views and/or opinions and should not be deemed or construed to be neither advice for the purpose of purchase or sale through KSCRPL nor any solicitation or offering of any investment /trading opportunity. These information/opinions/ views are not meant to serve as a professional investment guide for the readers. No action is solicited based upon the information provided herein. Recipients of this Report should rely on information/data arising out of their own investigations. Readers are advised to seek independent professional advice and arrive at an informed trading/investment decision before executing any trades or making any investments. This Report has been prepared on the basis of publicly available information, internally developed data and other sources believed by KSCRPL to be reliable. KSCRPL or its directors, employees, affiliates or representatives do not assume any responsibility for or warrant the accuracy, completeness, adequacy and reliability of such information/opinions/ views. While due care has been taken to ensure that the disclosures and opinions given are fair and reasonable, none of the directors, employees, affiliates or representatives of KSCRPL shall be liable for any direct, indirect, special, incidental, consequential, punitive or exemplary damages, including lost profits arising in any way whatsoever from the information/opinions/views contained in this Report. The possession, circulation and/or distribution of this Report may be restricted or regulated in certain jurisdictions by appropriate laws. No action has been or will be taken by KSCRPL in any jurisdiction (other than India), where any action for such purpose (s) is required. Accordingly, this Report shall not be possessed, circulated and/ or distributed in any such country or jurisdiction unless such action is in compliance with all applicable laws and regulations of such country or jurisdiction. KSCRPL requires such a recipient to inform himself about and to observe any restrictions at his own expense, without any liability to KSCRPL. Any dispute arising out of this Report shall be subject to the exclusive jurisdiction of the Courts in India.

**KEDIA ADVISORY**

**KEDIA STOCKS & COMMODITIES RESEARCH PVT LTD**

Mumbai, India

SEBI REGISTRATION NUMBER - INH000006156

For more details, please contact: +91 93234 06035 / 96195 51022

Email: [info@kediaadvisory.com](mailto:info@kediaadvisory.com)

Regd.Off.: 1, 2, 3 & 4, 1st Floor, Tulip Bldg, Flower Valley Complex, Khadakpada Circle,  
Kalyan-(W), Mumbai-421301